
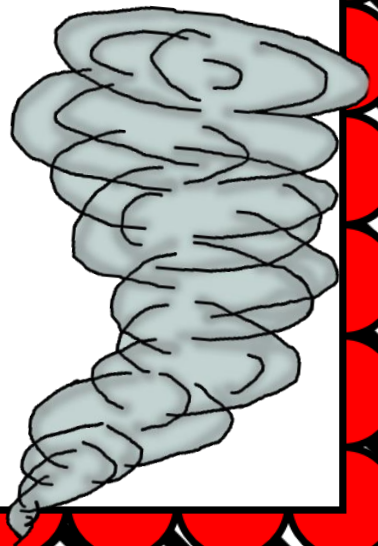


# Wild Weather Unit

by Elisabeth Roop  
Adaptable for grades K-3



Brought to you by:



# Table of Contents

Resources: Books and Websites

Unit overview and creator note

Outline of Lessons

Worksheets/Activities

Credits

Vocabulary Cards

Quote Posters

PowerPoint Presentation

# Resources

## Books:

National Geographic Readers: Weather by Kristin Baird Rattini

National Geographic Readers: Storms by Miriam Goin




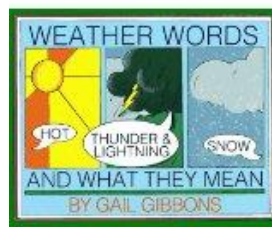
Time for Kids: Storms by Editors of TIME For Kids and Leslie Dickstein

Weather Words and What They Mean by Gail Gibbons

Tornadoes by Gail Gibbons

Flash, Crash, Rumble, and Roll by Franklyn M. Branley and True Kelley

The Cloud Book by Tomie dePaola



## Websites:

Weather Wiz Kids <http://www.weatherwizkids.com/>

Tree House Weather Kids  
<http://extension.illinois.edu/treehouse/index.cfm>

Weather Channel <https://weather.com/>

Weather Watch  
<http://teacher.scholastic.com/activities/wwatch/index.htm>

Science Kids: Weather <http://www.sciencekids.co.nz/weather.html>

# Unit Overview

Goal of Unit: To provide students with information about weather, and how to stay safe during severe weather.

Thank you so much for downloading News 9's weather unit! In this unit you will find a lesson plan outline as well as worksheets, vocabulary cards, and posters to post in your room. Feel free to use what you want and adapt it for your needs.

This weather unit is made for Oklahoma specifically and the weather we have here. Because of that reason, this unit does not include information about hurricanes or blizzards. Included is information about severe weather and the precautions that need to be taken during severe weather.





# Lessons Outline

Feel free to modify these lessons to fit your needs.

## I. Introduction

- a. What does **weather** mean?
  - i. Allow for discussion among students and as a class
  - ii. Provide kid-friendly definition- what the air is like outside at a particular time and place
- b. KWL Chart
  - i. There is one included in this unit to use on interactive board or print out
  - ii. K- Write what students know about weather.
  - iii. W- Write what students want to know about weather.
  - iv. L- At the end of the unit or lesson go back and fill in what the students have learned about weather.
- c. Introduce vocabulary
  - i. Wind- the movement of air
  - ii. Temperature- the measurement of how hot or cold something is
  - iii. Precipitation- general name for any form of water falling from the sky, including rain, hail, snow, sleet
  - iv. Clouds- a visible collection of tiny water droplets (Types of clouds can be used for higher grades)
    1. Cumulus- big, puffy clouds that are low to the ground. They usually mean fair weather
    2. Cirrus- high, feathery clouds. They usually mean fair weather.
    3. Stratus- flat, low clouds that look like a gray blanket. They usually bring rain or snow
- d. Introduce Weather Graph
  - i. Use News 9 Website: <http://www.news9.com/weather> to check the weather daily
  - ii. Fill out weather graph each day

# Lessons Outline

## II. Severe Weather

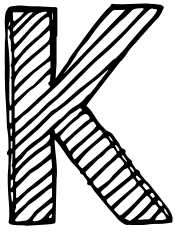
- a. Introduce Vocabulary
  - i. Thunderstorm- a storm that includes lightning and thunder, may or may not have rain, hail, or high winds
  - ii. Lightning- a large, very hot spark of electricity produced during a thunderstorm
  - iii. Thunder- the explosive sound of air expanding as it is heated up by lightning
  - iv. Tornado- when a funnel cloud that results from a thunderstorm touches the ground
  - v. Hail- a mixture of liquid and frozen precipitation
  - vi. Flood- high levels of water resulting from days of heavy rain, when rivers rise and go above their banks

## III. Precautions during severe weather


- a. Difference between a watch and warning
  - i. Watch- weather conditions are favorable for the development of severe thunderstorms that could produce tornadoes
  - ii. Warning- means a thunderstorm or tornado has been spotted or indicated by radar
- b. Precautions if a tornado is coming
  - i.. Tornado precautions can change depending on where you are. Best option- underground shelter or safe room
  - ii.. House-
    1. Go to ground level
    2. Find a small, interior room
    3. Avoid windows
  - iii.. Apartment-
    1. If a public shelter is available, go there
    2. Otherwise, go to ground level
    3. Find a small, interior room
    4. Avoid windows
  - iv.. Mobile Home-
    1. Mobile homes are not safe in tornadoes!
    2. Find shelter in a permanent structure
  - v.. School-
    1. Listen to your teachers
    2. Go to ground level
    3. Find a small, interior room
    4. Avoid windows
    5. Remember your drills

# Lessons Outline


- vi. Car-
    - 1. Seek permanent shelter
    - 2. Never try to outrun a tornado
    - 3. Never hide under an overpass or bridge
  - vii. Public Place (library, church, mall, etc.)-
    - 1. If a public shelter is available, go there
    - 2. Otherwise, go to ground level
    - 3. Find a small, interior room
    - 4. Avoid windows
  - c. Emergency Kit- Get an adult to help you gather these items for your emergency kit.
    - i. Weather radio
    - ii. Spare batteries
    - iii. Flashlight
    - iv. Helmet
    - v. Water
    - vi. Shatter-resistant goggles
    - vii. Work gloves
    - viii. Closed-toe shoes
    - ix. Long pants and shirts
    - x. First aid kit
    - xi. Cell phone and charger
    - xii. Non-perishable snacks
    - xiii. These can be put in a backpack and kept somewhere safe
- IV. Closing-
- a. Go back and fill out the "What I Learned" section of the KWL chart.
  - b. Exit slips- have students fill out exit slips as a formative assessment of what they learned



What I Know



Want to Know



What I Learned







--	--	--



Name\_\_\_\_\_

Date \_\_\_\_\_

# Weather Graph

Sunny 	Cloudy 	Rainy 	Stormy 	Snowy 	Partly Cloudy 

## Temperature Tracker


Monday	Tuesday	Wednesday	Thursday	Friday

Name \_\_\_\_\_

Date \_\_\_\_\_

## My Favorite Weather

Draw a picture of your favorite weather with you in it.



Explain why you like that weather.

---

---

---

---

---

---

---

---

# Types of Clouds Flapbook

Name \_\_\_\_\_

Cumulus  
Clouds

Cirrus  
Clouds

Stratus  
Clouds

# My Weather Flipbook

Name \_\_\_\_\_

\_\_\_\_\_

\_\_\_\_\_

\_\_\_\_\_

Draw a picture.

Draw a picture.

Draw a picture.

Describe.

---

---

---

---

---

---

Describe.

---

---

---

---

---

---

Describe.

---

---

---

---

---

---



Name\_\_\_\_\_

Date \_\_\_\_\_

## **My Safety Notes**

Here's what to do in case of a tornado

The best option is to go to an underground  
\_\_\_\_\_ or \_\_\_\_\_ room!

### **House:**

1. Go to \_\_\_\_\_ level.
2. Find a small, \_\_\_\_\_ room.
3. Avoid \_\_\_\_\_.

### **Apartment:**

1. If a public \_\_\_\_\_ is available, go there.
2. Go to \_\_\_\_\_ level.
3. Find a small, \_\_\_\_\_ room.
4. Avoid \_\_\_\_\_.

### **School:**

1. Listen to your \_\_\_\_\_.
2. Go to \_\_\_\_\_ level.
3. Find a small, \_\_\_\_\_ room.
4. Avoid \_\_\_\_\_.
5. Remember your \_\_\_\_\_.

### **Car:**

1. Seek permanent \_\_\_\_\_.
2. Never try to \_\_\_\_\_ a tornado.
3. Never \_\_\_\_\_ under an overpass or bridge.

### **Mobile Home:**

1. Mobile homes are not \_\_\_\_\_ in tornadoes!
2. Find shelter in a \_\_\_\_\_ structure.

### **Public Place:** (library, church, mall,...)

1. If a public \_\_\_\_\_ is available, go there.
2. Go to \_\_\_\_\_ level.
3. Find a small, \_\_\_\_\_ room.
4. Avoid \_\_\_\_\_.

Discuss with your family about where to go  
during a tornado.

Name\_\_\_\_\_

Date \_\_\_\_\_

Create your own emergency kit! Draw the items you would put in your kit.



Write about where your family will go in case of severe weather.

---

---

---

---

---

## Exit Slip

Write at least one fact you know about weather:

- \_\_\_\_\_
- \_\_\_\_\_
- \_\_\_\_\_

Questions I still have:

\_\_\_\_\_

My rating on how hard I worked to learn about weather: (Circle one)

1      2      3      4

## Exit Slip

Write at least one fact you know about weather:

- \_\_\_\_\_
- \_\_\_\_\_
- \_\_\_\_\_

Questions I still have:

\_\_\_\_\_

My rating on how hard I worked to learn about weather: (Circle one)

1      2      3      4

## Exit Slip

Write at least one fact you know about weather:

- \_\_\_\_\_
- \_\_\_\_\_
- \_\_\_\_\_

Questions I still have:

\_\_\_\_\_


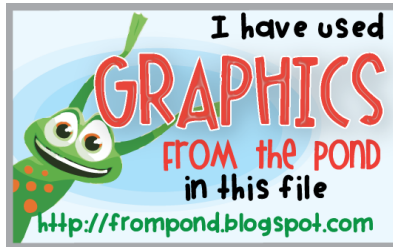
My rating on how hard I worked to learn about weather: (Circle one)

1      2      3      4

# Credits

Graphics, clipart, and information  
provided by:

Newson6.com



Weather clip art by Through the Eyes of a Child  
Weather clip art by Ninja Mom Designs @  
teacherspayteachers.com  
Graphics by Sonya DeHart Design

<https://www.teacherspayteachers.com/Store/Thao>


Weather Wiz Kids <http://www.weatherwizkids.com/>



**“Turn  
around,  
don’t  
drown.”**

-Travis Meyer





**“When  
thunder roars,  
go indoors.”**


-Travis Meyer

**“Don’t be  
tall, get  
small.”**




**-Travis Meyer**


**“If a tornado  
you see, to a  
safe place you  
flee.”**



**-Travis Meyer**



weather



wind



cloud




thunder






thunderstorm



lightning



tornado



flood



hail



cumulus



cirrus



stratus



# forecast

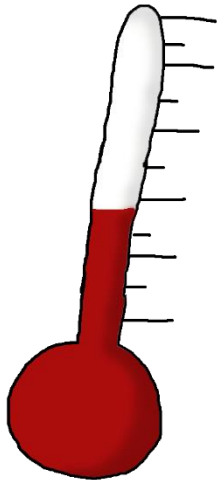
# warning

thunderstorm  
warning  
or tornado  
warning



# watch

thunderstorm  
watch  
or tornado  
watch



# temperature



precipitation

